




Gram Jyothi (GPDP) 2018-19 Plan Entry Process

Step 1:- Once the Manual Collection of Data for the FY 2018-19 is completed, Enter data in online URL-:<http://tspri.cgg.gov.in>. Log in with your PS Log in - New credentials provided with this sheet, Then system will ask to change the existing Password, Kindly change the password and keep it safe (don't Share / Forget).

Change Password	
Old Password :	<input type="text"/>
New Password :	<input type="text"/>
Confirm New Password :	<input type="text"/>
<input type="button" value="Submit"/>	

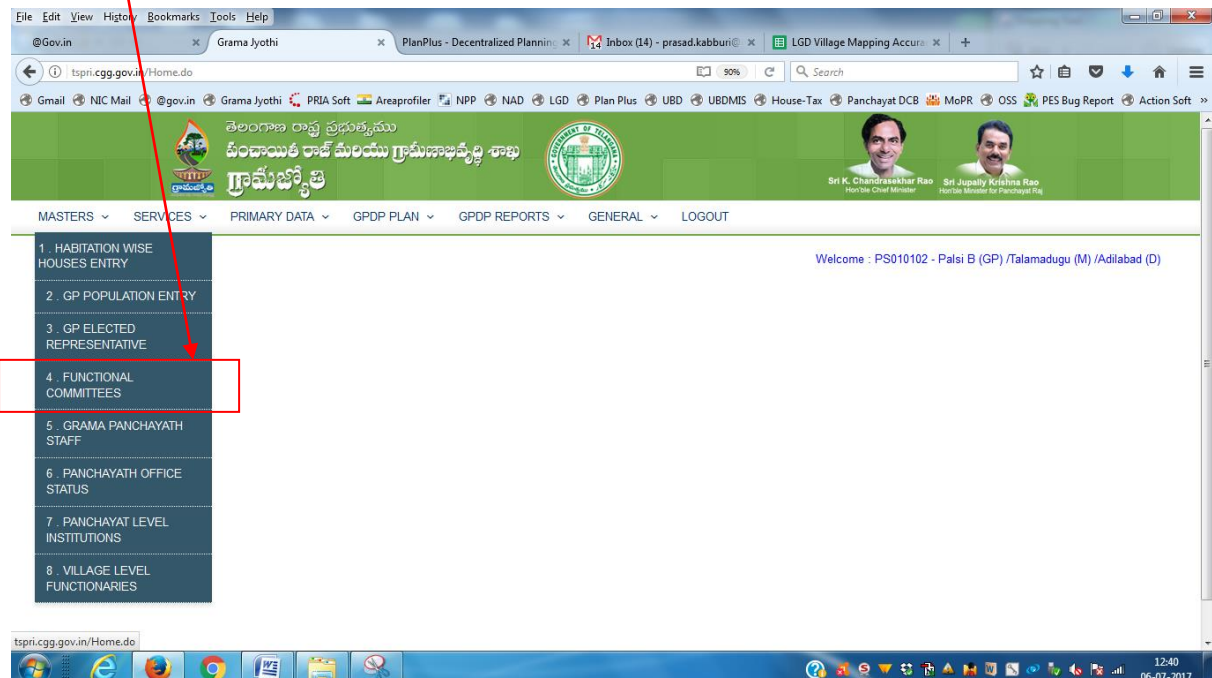
Step 2:- Ensure the Welcome Screen, I'e your Gram Panchayat is showing under correct Mandal and District or not!

ತಲಂಗಾಣ ರಾಜ್ಯ ಪ್ರಭುತ್ವಮು ಪಿಂಜಾಯಿಲೆ ರಾಜ್ ಮಲಯು ಗ್ರಾಮನಾಭಿವೃದ್ಧಿ ಸಾಭಿ ಗ್ರಾಮಜ್ಯೋತಿ				 Sri K. Chandrasakshar Rao Hon'ble Chief Minister		 Sri Jugalpally Krishna Rao Hon'ble Minister for Panchayat Raj	
MASTERS	SERVICES	PRIMARY DATA	GPDP PLAN	GPDP REPORTS	GENERAL	LOGOUT	
							Welcome : PS010102 - Palsi B (GP) /Talamadugu (M) /Adilabad (D)

Step 3:- Ensure all the details in “MASTERS” are entered or not, If not kindly enter all the data.



Step 4:- Click on 4.Functional Committees Option-> Map require Goals for all 7 Functional Committees from this option.



File Edit View History Bookmarks Tools Help

@Gov.in x LGD Village Mapping Accura x PlanPlus - Decentralized Planning x Grama Jyothi x snipping tool latest version x +

tspri.cgg.gov.in/functionalCommunities.do

Gmail NIC Mail @gov.in Grama Jyothi PRIA Soft Areaprofiler NPP NAD LGD Plan Plus UBD UBDMIS House-Tax Panchayat DCB MoPR OSS PES Bug Report Action Soft

తెలంగాణ రాష్ట్ర ప్రభుత్వము
పంచాయతీ రాజ్ మరియు గ్రామీణాభివృద్ధి శాఖ
గ్రామీణాభివృద్ధి శాఖ

Sri K. Chandrababhan Naidu
Hon'ble Chief Minister

Sri Jugalakrishna Rao
Hon'ble Minister for Panchayat Raj

MASTERS SERVICES PRIMARY DATA GDP PLAN GDP REPORTS GENERAL LOGOUT

Welcome : PS010102 - Palsi B (GP) /Talamadugu (M) /Adilabad (D)

Functional Committees

జిల్లా : Adilabad మండలం పేరు : Talamadugu గ్రామ పంచాయతీ పేరు : Palsi B

Financial Year: 2017-18

Functional Committee: --Select--

- Select--
- Drinking Water and Sanitation
- Health and Nutrition
- Education
- Social Security and Poverty Reduction
- Natural Resource Management
- Agriculture
- Infrastructure

13:34 06-07-2017

Goal Identified

Check all Uncheck all close

- 100% construction of Platforms to Hand Pumps and Public Taps
- 100% closing of Pit Taps and arresting leakages
- ODF Village
- Mosquito free Village(Desilting of Drains,filling of stagnant pools,Bytex Spray,Gambusia fish etc.)

Step 5-: Services & Primary Data needs to be checked and updated (Prior to entry of plan)

SERVICES ▾

- 1 . GP SANITATION
- 2 . GP DUMP YARDS
- 3 . GP GRAVE YARDS

PRIMARY DATA ▾

- 1 . DRINKING WATER AND SANITATION >
- 2 . HEALTH AND NUTRITION
- 3 . EDUCATION >
- 4 . SOCIAL SECURITY AND POVERTY REDUCTION >
- 5 . NATURAL RESOURCE MANAGEMENT
- 6 . AGRICULTURE
- 7 . INFRASTRUCTURE

Step 6-: 1. GPDP Funds Entry Then 2018-19 Plan entry as per the below screens.

Funds Entry Screen

జిల్లా Adilabad మండలం పేరు Talamadugu గ్రామ పంచాయతీ పేరు Palsi B

Financial Year * 2017-18

	Opening Balance as on 01.04.2017	Expected Fund Availability	Total Fund Availability
General Funds(OWN SOURCES) *	<input type="text"/>	<input type="text"/>	<input type="text"/>
13th Finance Commission-Basic Grant *	<input type="text"/>	<input type="text"/>	<input type="text"/>
14th Finance Commission-Basic Grant *	<input type="text"/>	<input type="text"/>	<input type="text"/>
14th Finance Commission-Performance Grant *	<input type="text"/>	<input type="text"/>	<input type="text"/>
SFC Grant *	<input type="text"/>	<input type="text"/>	<input type="text"/>

Upload File * Browse... No file selected.

NOTE: MUST UPLOAD ABOVE DETAILS WITH PANCHAYAT SECRETARY SIGNED SCAN COPY in jpeg or Pdf format only less than 2 MB.

Save

* indicates Mandatary & Amount in Rs. only

Sl.No	Work Name	Component	Nature of Work	Type of Work	Work Description	Source Of Funds	No. of Units / Distance (in Meters)	Unit Rate	Total Amount	Remarks
	--Select--	--Select--	--Select--	--Select--	<input style="width: 100%;" type="text"/>	--Select--	<input style="width: 100%;" type="text"/>	<input style="width: 100%;" type="text"/>	<input style="width: 100%;" type="text"/>	<input style="width: 100%;" type="text"/>
Submit										

